

# Infant Flow LP System

 Infant Flow LP System

 Système Hnfant Flow LP

 Infant Flow LBsystem

 Infant Flow LBsystem

 Sistema Infant Flow LP

 Infant Flow LP system

[Z Infant Flow LP -iärieste Sistema

Infant Flow LP  System Infant Flow LP

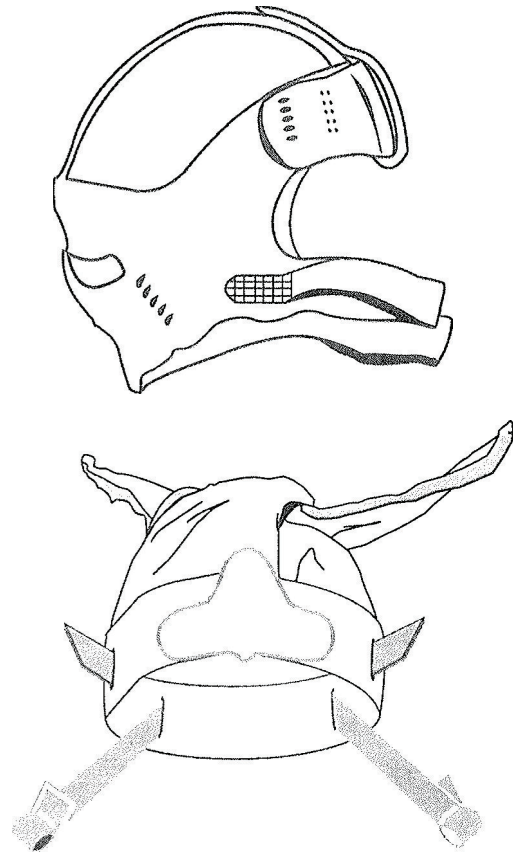
 Systém Infant Flow LP  Sistema

Infant Flow LP  CucreMa Infant Flow LP

 Infant Flow LP  infant Ak19 LP

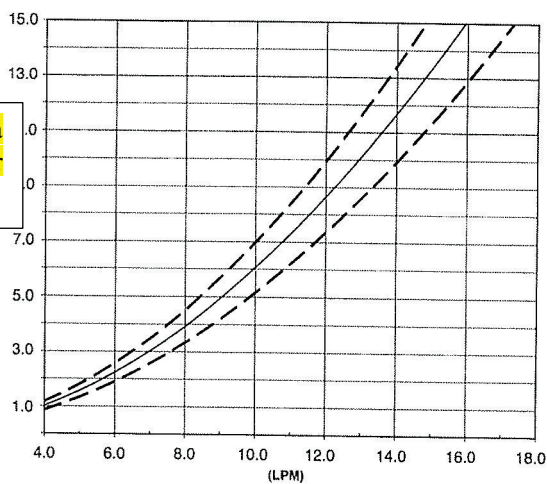
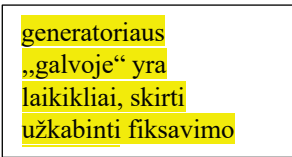
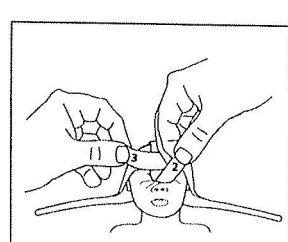
Sistemi  InfantFlow LP 生児流量LP)

 Infant Flow LPsysteem

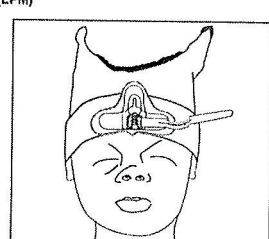


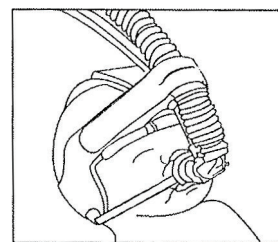
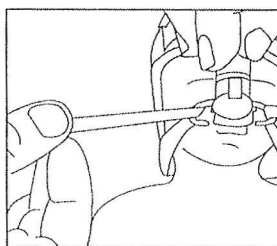
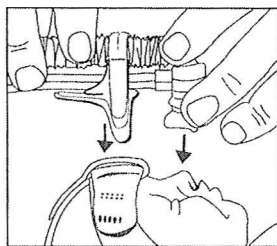
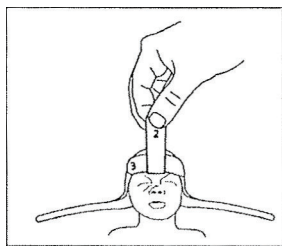
## CareFusion

# HEADGEAR



# BONNET





For use with the Infant Flow SiPAP, Infant Flow and AirLife™ drivers.

This device, consisting of a generator, prongs, masks, bonnet and headgear, is intended to provide CPAP to spontaneously breathing infants showing signs of respiratory distress.

### Warning:

- Use this product only as directed in the product literature to reduce the risk of nasal irritation, septal distortion, skin irritation, and pressure necrosis.
- To be used by a trained practitioner, under the direct supervision of a qualified physician. °Only use the Infant Flow LP generator with variable flow nCPAP drivers. •Do not over tighten the fixation straps.

### Notes:

- Select the appropriate size nasal mask to minimize leaks and dead space.
- Select the appropriate size nasal prongs; if between sizes, select the larger size,
- Application of an incorrectly sized prong, mask, bonnet, or headgear will affect stability of the generator.
- Consider alternating the use of prong and mask interfaces at set intervals to change pressure points on the infant's face,
- Continuously monitor patient's respiratory status, (respiratory rate, heart rate, oxygen saturation).
- Cover both ears evenly; ensure the ears are not folded.
- Adjust the straps to stabilize the generator and maintain a seal at the nose using the least tension possible. • Recommend humidification be used with nCPAP systems,
- The Infant Flow LP has a built in "pop-off" I which is activated if the drive pressure exceeds 60 cm H2O.

### Final Check and Routine Inspection

Inspect the system after set-up and routinely at least every 3 to 4 hours to „

- Ensure the patient is receiving the prescribed level of CPAP
- Ensure the generator is stable, secure, and not pulling upward on the nose. °
- Check for deformation or irritation to the nose or surrounding tissue.
- Ensure that the patient's septum is clearly visible when using prongs.
- Ensure that the patient's eyes are clearly visible and that the nares are not blocked, when using masks.
- Inspect the fixation device and straps for proper tension and adjust as needed to maintain a proper fit.
- Monitor the patient for gastric insufflation and abdominal distension. • Monitor for excessive condensation in circuit and generator.

**vienkartinio naudojimo**

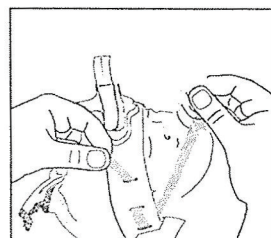
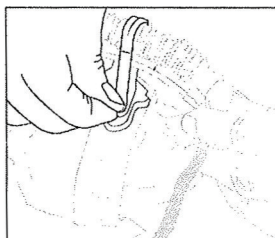
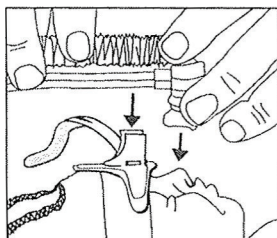
@ For single use only. Re-use may degrade the performance of the product or contribute to cross contamination.

Protected by Patents:

US7578294, ZA200804775


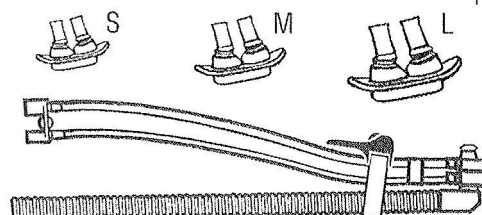
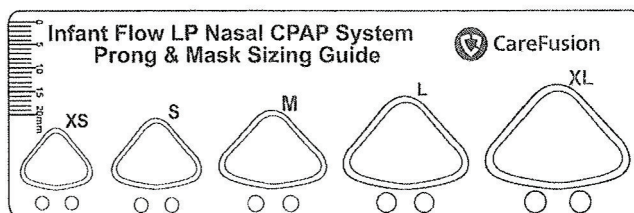
US7762258, 4200804774

US7640934r 4200804773

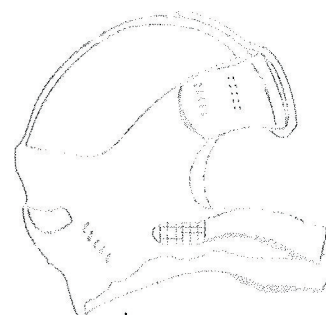


Prie generatoriaus komplektuojamos nosies  
kaniulės (1vnt. -S dydžio; 1vnt.- M dydžio; 1vnt.  
- L dydžio) ir nosies kaniulių parinkimui skirta  
matavimo liniuotė:

REF 7772020LP






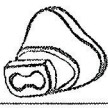
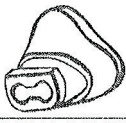





000	REF 777010
00	REF 777012
0	REF 777014
1	REF 777016
2	REF 777018
3	REF 777020
4	REF 777022
5	REF 777024
6	REF 777026
7	REF 777028
8	REF 777030
9	REF 777032



	REF 777040XS
	REF 777040S
	REF 777040SM
	REF 777040M
	REF 777040L
	REF 777040XL

14

028

					
Vd	1.7ml	2.8ml	3.9ml	5.9ml	8.1ml
REF	777002XS	777002S	777002M	777002L	777002XL
REF	777000XS	777000S	777000M	777000L	777000XL
					

CareFusion  
22745 Savi Ranch Parkway  
Yorba Linda, CA 92887 USA  
EC REP CareFusion Germany 234 GmbH  
Leibnizstrasse 7

97204 Hoechberg Germany

CareFusion

1-03

CF36-1710 201